

CHAMBERLAIN®
merlin®
 more than magic



MRC950 Merlin Over Drive™

The new rolling door opener for heavy domestic and light commercial applications. Designed for lower cycle use.

DOOR TYPES: for spring tensioned, light commercial rolling doors up to 25m²



Double Roller



Single Roller

KEY BENEFITS:

Soft Start/Stop Function

The MRC950 Merlin Over Drive is equipped with Chamberlain Soft Start/Stop technology, designed to ensure smooth and quiet door operation.

Accessories Included

This opener features two hand-held mini transmitters and a premium wall control.

Illustrations are provided in the 'Kit Contents' section. See the reverse page for some optional accessories.

Timer-to-Close (TTC)

Automatically closes door after a pre-determined delay time. Requires installation of IR Beams – optional.

External Battery Backup - Optional

Easy to install with quick connect plug and socket. The battery will operate the opener for short periods during an electric power outage, and then automatically recharge when power is restored.



Standard Merlin safety features

Automatic Safety Reverse

With its automatic safety function your garage door will stop and reverse automatically if obstructed going down or stop if obstructed going up. Your door can also be stopped and locked at any height for ventilation.

Automatic Force Sensing

Equipped with automatic force sensing, with each operation the garage door opener monitors and adjusts the force needed to open your garage door.

Manual Release

In case of power failure you can simply activate the manual release to open your garage door.

Warranty

The MRC950 comes with a two year general warranty and a two year warranty on the motor.

KIT CONTENTS:



1 x Powerhead



2 x Three channel key ring mini-transmitters C945



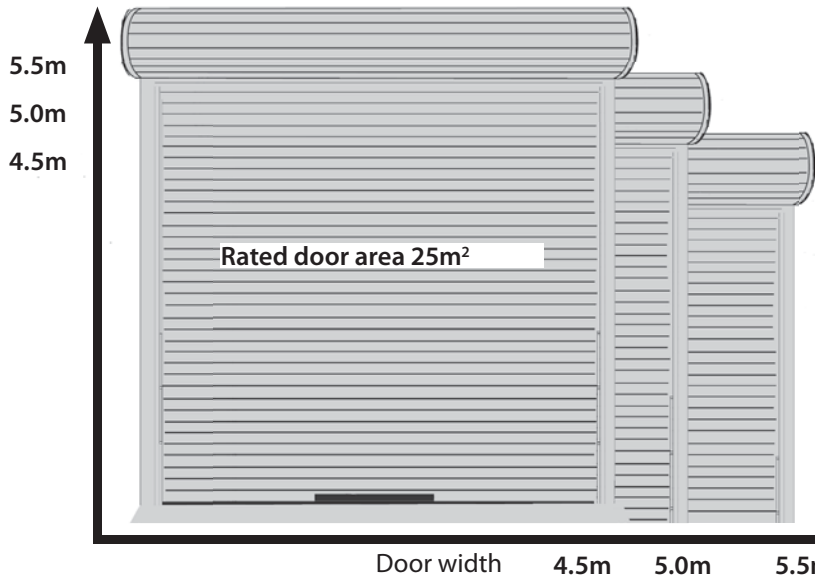
Wireless wall button CM128



Extended rope length for higher doors



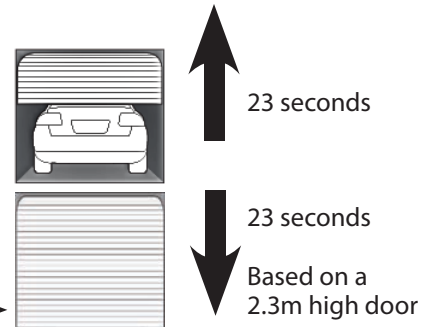
Door height




DOOR SPECIFICATIONS:

- Maximum lifting under spring tension - 20 Kgs
- Suitable for steel spring balanced doors only.
- Maximum lifting height 5.5m

DOOR OPENING AND CLOSING TIMES



TYPICAL INSTALLATION



SPECIFICATIONS:

- 24V DC motor with thermal overload protection
- Input voltage: 230-240V AC
- Rated door area 25.0m²
- Maximum door height 5.5m
- Pulling force: 1300N
- 433.92 MHz AM radio with Chamberlain Peak Detect™ rolling code technology
- Up to 64 memory registers

OPTIONAL ACCESSORIES



Wall or visor mounted single channel transmitter.
C940



4 channel mini-transmitter.
CM844



Fingerprint keyless entry pad.
C379



Wireless Keypad.
C840



Evercharge™ standby power unit
CM475



Protector System safety beam sensors.
C77

...more than magic

Merlin is one of a group of brand names owned and managed by the Chamberlain Group, the world's largest manufacturer of garage door openers.

As a manufacturer of some of the world's most reliable and efficient products in our market, we are determined to build on our reputation as the industry leader by exceeding our customer's expectations, providing exceptional products and services.

Our preoccupation with quality not only applies to manufacturing. We insist on high performance standards in every aspect of our business, placing quality at the forefront of everything we do in the understanding that each of us is accountable for ensuring we achieve our quality objectives.

CHAMBERLAIN®

The Spirit of Automation

Chamberlain ANZ

Australia: T: 1800 638 234 F: 1800 888 121

New Zealand: T: 0800 653 667 F: 0800 653 663

E: sales@chamberlainanz.com

W: chamberlainanz.com

© 2011 The Chamberlain Group, Inc.

M0211R007

Specifications are subject to change without prior notice.

